




IS

Series

14" 18" 24" 32"

Heated Roll Ironer

Heavy Duty Flatwork Ironer
Heavy Duty Flatwork Ironer





IS Series

The IS Series - Single Roll High Performance Ironers for medium to large On Premise Laundries Demanding High Quality Linen Service

A Full Line of Single Roll Ironers - Compact and Efficient - Easy to Use - Built to Last - Protecting your Investment

The IS series ironers are ideal for medium to large size laundries including resort hospitality, health care and commercial laundries. This line of ironers produces high quality linen finishes easily and efficiently. It has high evaporation power and saves energy. The frame is built with high quality carbon steel primed and painted for long life. The cylinder is mirror polished and supported by heavy-duty lubricated bearings. A large efficient fan pulls evaporated moisture away from the cylinder. Nomex ironing straps that prevent absorption of moisture while ironing extends the life of all feed compartments. The compact design occupies very little space as the finished linen can be discharged to the front or in the back to a folder. These ironers are the most affordable ironers in terms of capital investment, operating expense, maintenance, and floor space requirement. Discover the difference and the elegant and simple features of this ironer line.



Easy to Use Controls and a High Efficiency Inverter Drive for Flexibility

The IS series is equipped with a simple-to-use control that provides precise temperature regulation. The temperatures are shown on a digital readout. The electronic temperature control provides for adjustment of the ironing temperature at any time during operation. A standard high efficiency variable speed inverter controls the speed in an extended speed range to suit today's wide variety of fabrics and moisture retentions. The speed can be adjusted at any time during operation. The variable speed drive provides a soft start that reduces the stress on drive components including sprockets bearings, shafts and chains. A forward/reverse switch provides flexibility and the goods can be discharged in the front or in the rear to a folder.



Highest level of Safety

Quality design ensures conformity to world safety standards. The control are simple yet versatile and has all the safety features that are required to protect the machine and the operator. Features such as electrical circuit protection, emergency stops, safety labels and hand guard with double safety across full width of ironer create peace of mind and long life with less maintenance.

Environmentally safe temperature resistant textile padding and straps are used. A full size canopy with a powerful (outside for easy cleaning) exhaust fan is provided to optimize vapor evaporation and combustion by-products (gas heated models). A fully enclosed back keeps the heat inside the ironer thus reducing the radiant temperature while saving energy. The gas-heated models have electronic ignition and flame safeguard protection for instant shut down in event of problem.

High Performance Single Roll Ironer



The Benefit of Ironing and Image Total Solutions

Discover the affordable alternative and enjoy quality, reliability and trouble free operation. Several factors can significantly affect the laundry equipments performance and operational throughput as well as the quality of the linen being cleaned and finished in the laundry process.

Using our high-speed washer-extractors in combination with our ironers improves the productivity and increases the quality. The most efficient way of removing moisture from linen is high extraction and ironing. Our ironers are built to handle the linen direct from our washers.

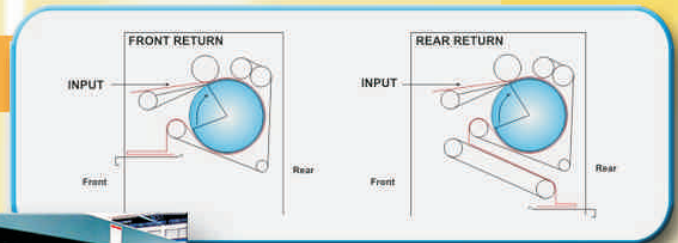
This is the most economical way of producing high quality work at lowest cost, as it will save energy, time and labor. In addition the capital expenses for Image quality ironers are significantly lower making it the best for less. The Image ironers are designed for simplicity without complicated controls and devices that can go wrong and stop production.

Discover the features and the value of Image ironers and other products. We have an ironers and equipment for any laundry application, from a family drycleaning-laundry operation to a large industrial high productivity operation. One stop purchase for your laundry equipment needs will benefit you most.

Our ironers will provide the finest quality. There is no substitute for the appearance and feel that only crisply ironed table linen, napkins, pillowcases or sheets can provide. Ironed linen conveys a message of first class quality and cleanliness. Linen that is tumble dried only often gives the impression that it has already been used by a previous guest.

Additional Features :

- ▶ Powerful exhaust blower
- ▶ Digital electronic temperature control
- ▶ Padded compression roll
- ▶ Easy access to controls
- ▶ Easy removable panels
- ▶ Safety finger bar across full width of ironer
- ▶ Heavy duty painted steel frame
- ▶ Safety and warning labels
- ▶ Built in active electrical and mechanical safety devices
- ▶ Padding and ribbons of temperature resistant Nomex
- ▶ Rear of ironer fully enclosed for heat encapsulation
- ▶ Laminated and protected return table
- ▶ Highly polished heated cylinder for excellent finish quality



Specifications

MODEL	US	Metric	IS14120	IS18120	IS24120	IS32120
Number of Rolls	roll		1	1	1	1
Roller Diameter	Inch	mm.	14 (355.6)	18 (457.2)	24 (609.65)	32 (812.8)
Working Width	Inch	mm.	120 (3048)	120 (3048)	120 (3048)	120 (3048)
Speed Range	ft/min	M/min	8-36 (2.5-11)	8-45 (2.5-14)	12-75 (3.75-22)	15-98 (4.5-30)
OVERALL DIMENSIONS :						
A - Width	Inch	mm.	159.7 (4056)	159.7 (4056)	159.7 (4056)	159.7 (4056)
B - Depth	Inch	mm.	32.3 (820)	33.7 (855)	45.5 (1156)	62.3 (1582)
C - Height	Inch	mm.	75.6 (1920)	86.4 (2195)	91.5 (2325)	98.4 (2500)
D - Canopy Height	Inch	mm.	13.4 (340)	19.7 (500)	19.7 (500)	19.7 (500)
AIR SYSTEM :						
Air Flow	Cfm	Cmm.	1080 (30.5)	1764.9 (50)	1764.9 (50)	1764.9 (50)
Exhaust Duct	Inch	mm.	9 (228.6)	10 (254)	10 (254)	10 (254)
MOTOR :						
Drive Motor	HP	kW	1 (0.75)	1 (0.75)	1.5 (1.10)	3 (2.2)
Delivery Drive	HP	kW	0.33 (0.25)	0.33 (0.25)	0.33 (0.25)	0.33 (0.25)
Blower Motor	HP	kW	1 (0.75)	2 (1.5)	2 (1.5)	2 (1.5)
ELECTRICAL REQUIREMENT :						
Power Source	220-240V / 1Ph, 220/380/415V, 220/440V / 3Ph					
Frequency	50/60Hz					
STEAM :						
Steam Consumption	BHP		3.8	4.4	6	8
Steam Pressure	psi	kgf/cm ²	90-125 (6.3-8.79)	90-125 (6.3-8.79)	90-125 (6.3-8.79)	90-125 (6.3-8.79)
Steam Inlet	Inch	mm.	3/4" (19.1)	3/4" (19.1)	1" (25.4)	1 1/4" (31.8)
Steam Outlet	Inch	mm.	1/2" (12.7)	1/2" (12.7)	1/2" (12.7)	1/2" (12.7)
GAS :						
Heat Input	Btu/hr		260000	284580	620000	825000
Gas Inlet	Inch	mm.	1/2" (12.7)	1" (25.4)	1" (25.4)	1" (25.4)
WEIGHT AND SHIPPING :						
Net Weight	Lbs.	Kg.	2500 (1140)	3800 (1730)	4500 (2180)	5512 (2500)
Domestic Shipping Weight	Lbs.	Kg.	2844 (1290)	4212 (1910)	5270 (2390)	6042 (2740)

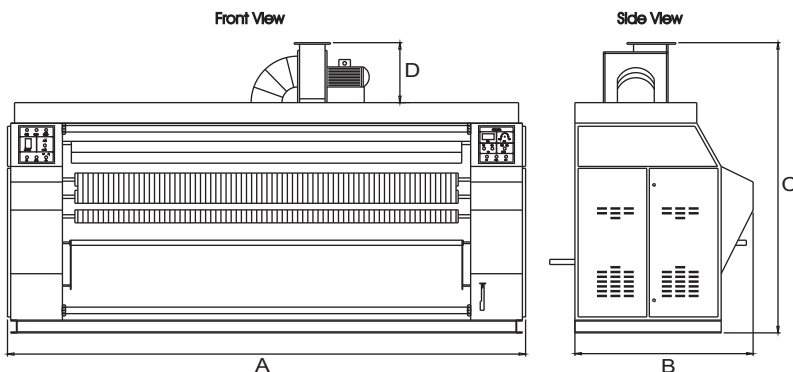
Specification and Design subject to change without notice
Additional options : Consult factory or distributor

Standard Features :

- Steam or Gas heating
- Gas heated models for Natural or LP gas
- Variable speed drive with soft-start
- Electronic temperature control with digital read out
- Jog forward/reverse
- Front or rear return
- Full exhaust canopy with external blower
- Electrical and mechanical protection devices
- Three phase electrical service
- Highly polished heated cylinder
- Lift of interlocked end panels for easy maintenance
- 4 emergency stop buttons around the machine

Optional Features :

- Single phase electrical service
- Hard-Chromed Cylinder



Conforms to all applicable US and Canadian safety standards.



Panama City, FL
Phone: 850-249-2222
FAX: 850-249-2226
www.bmctechnologies.com
sales@bmctechnologies.com